


Data sheet

Commercial Art.No.: Z7.280.6227.0

Jumper bar IVBWK 2,5- 2

Cross connector, insulated for DIN rail terminal blocks type WKF..., 2 -pole



Certificates / Approvals

ATEX

SEV-Ex

Technical data

General

Color	yellow
Type	Cross connector
Modular spacing	5 mm
Number of bridged clamps	2
Mounting method	pluggable
Insulated	Yes

Accessories

Type	Cross connector
Mounting method	pluggable
Insulated	Yes
Color	yellow
Number of bridged clamps	2
Modular spacing	5 mm

Classification

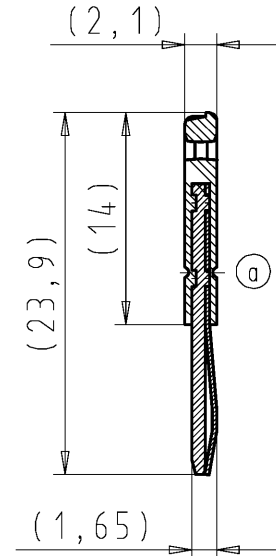
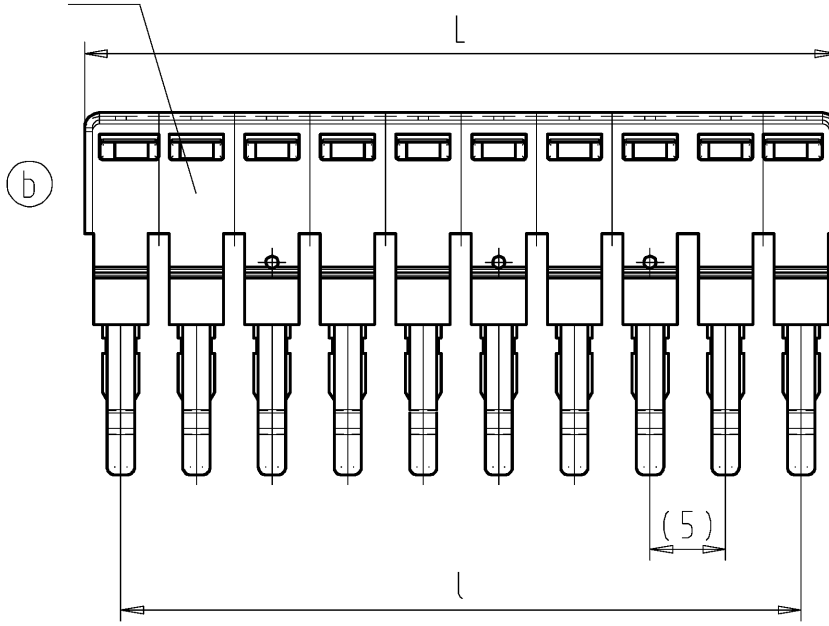
ECLASS 11	
ECLASS 8.1	27141140
ETIM 7.0	EC000489
ETIM 6.0	EC000489
ETIM 5.0	EC000489
ETIM 4.0	EC000489
ETIM 3.0	EC000489

Product compliance

ROHS conformity status	Compliant
REACH-SVHC conformity status	Compliant

10-polige Ausführung 10 poles variant

PA 66
UL 94 V-2



Weitergabe sowie Vervielfältigung dieses Dokuments, Verwertung und Mitteilung seines Inhalts sind verboten, soweit nicht ausdrücklich gestattet. Die Reproduktion, Distribution und Utilization of this document as well as the communication of its contents to others without express authorization is prohibited.

These dimensions will be especially checked at delivery
Only inspection dimensions
With /E marked dimensions are only valid for internal use

Diese Maße werden bei Abnahme besonders geprüft
Ausschließlich Prüfmaße
Mit /E gekennzeichnete Maße sind nur für interne Zwecke gültig

Teile-Nr. part nr.	Pol- zahl poles	L-0.2	l±0,05	Typ type
Z7.280.62MM.0	2			IVBWK 2.5 - 2
Z7.280.63MM.0	3	14.8	10	IVBWK 2.5 - 3
Z7.280.64MM.0	4	19.8	15	IVBWK 2.5 - 4
Z7.280.65MM.0	5	24.8	20	IVBWK 2.5 - 5
Z7.280.66MM.0	6	29.8	25	IVBWK 2.5 - 6
Z7.280.67MM.0	7	34.8	30	IVBWK 2.5 - 7
Z7.280.68MM.0	8	39.8	35	IVBWK 2.5 - 8
Z7.280.69MM.0	9	44.8	40	IVBWK 2.5 - 9
Z7.280.70MM.0	10	49.8	45	IVBWK 2.5 - 10
Z7.280.71MM.0	11	54.8	50	IVBWK 2.5 - 11
Z7.280.72MM.0	12	59.8	55	IVBWK 2.5 - 12
Z7.280.73MM.0	13	64.8	60	IVBWK 2.5 - 13
Z7.280.74MM.0	14	69.8	65	IVBWK 2.5 - 14
Z7.280.75MM.0	15	74.8	70	IVBWK 2.5 - 15
Z7.280.76MM.0	16	79.8	75	IVBWK 2.5 - 16
Z7.280.77MM.0	17	84.8	80	IVBWK 2.5 - 17
Z7.280.78MM.0	18	89.8	85	IVBWK 2.5 - 18
Z7.280.79MM.0	19	94.8	90	IVBWK 2.5 - 19
Z7.280.80MM.0	20	99.8	95	IVBWK 2.5 - 20

Weitere Daten siehe Katalog
further data see catalog

MM	
27	Katalogteil catalogue part
97	spezielle Verpackung special packing

Tolerierung Size ISO 14405 (E) / Tolerance system Size ISO 14405 (E).
{This ISO-standard describes the envelope principle. According to the envelope principle the deviations of form and parallelism are limited by the size tolerances}.

ja/yes Stoffverbots- und Deklarationsliste nach WN 5020.010 ist einzuhalten.
Conformity with Wieland document WN 5020.010 e (list of prohibited / declarable hazardous substances) to be declared!

Freitoleranz nach General tolerance CAD - Zeichnung, keine manuellen Änderungen CAD - drawing, no manual modifications allowed 1.Verwendung: First Use: Blatt: 1 von 1 Sheet: 1 of 1

Werkstoff/Material	2001 Tag/Date	Name	Zeichnung Nr./Drawing No.	Index
gezeichnet drawn	04.07.	TRESCHAN		
Maßstab/Scale	geprüft checked	-	Z7.280.6227.0 01K b	b
2:1	Normgepr. Stand. check	-		
Maße in mm/Dimensions are in mm				

Vol.	mm³	Of1./Surf.	mm²	Ersatz für/Replacement for:
b	15.12.2015/	Type		Benennung/Title
a	26.07.2005/	Typ		VERBINDUNGSSTECKER insulated jumper bar
Index	Datum / Blatt Date / Sheet	IVB WK 2,5 - ..		
Änderung/Revision				

